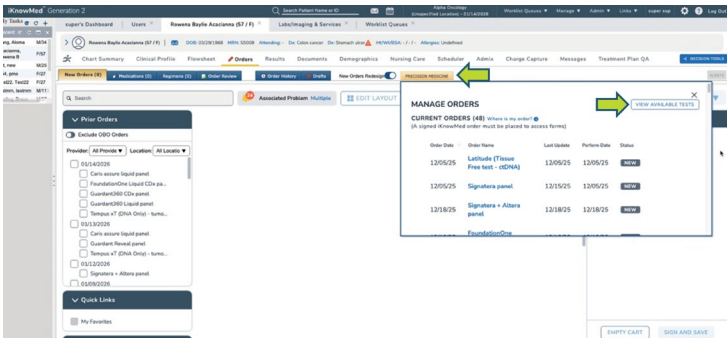
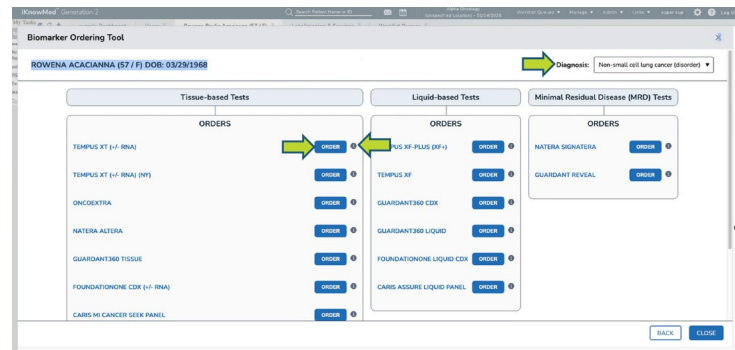


New Precision Medicine Electronic Ordering Workflow


On the Orders tab, click the **Precision Medicine** button near the top of the Orders page and then click the new **VIEW AVAILABLE TESTS** button.



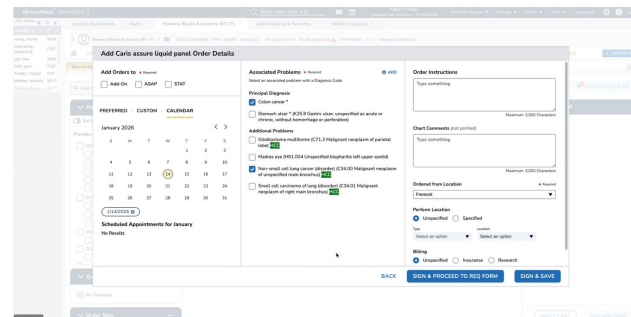
This will open the Biomarker Ordering Tool. Use the **Diagnosis** dropdown to filter tests by patient diagnosis, click the **information icon** to review detailed test information, or **place an order** directly from this view.



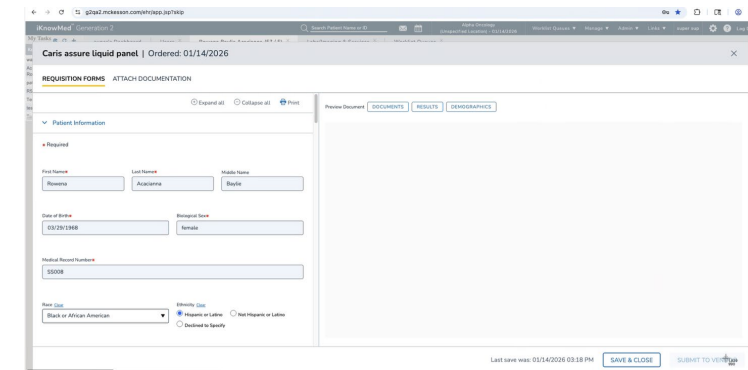
Clicking the information icon allows you to **review detailed test information** in a read-only view of the requisition form.



Clicking the Order button opens the order editor where you can **place, sign, and save a genomic order**.



Once the order is successfully placed, the **electronic requisition form opens** for completion.



If your genomic test is not yet set up with the electronic ordering flow, the PDF requisition form appears for completion.

